

IDENTIFYING COMMUNITY HEALTH NEEDS WITH A DEDICATED DATA PLATFORM


Kaiser Permanente, based in Oakland, Calif., developed a process for understanding the health needs of the communities it serves using qualitative and quantitative data.



The health system developed an online platform that organizes publicly available quantitative data (e.g., American Community Survey) on social, economic and environmental drivers of health. This platform provides a common data set that is used by its local community health needs assessment teams in 42 service areas across eight geographic regions throughout the U.S. One of many sources used to assess community needs, this platform is available free of charge to community partners, including other hospitals and public health departments.




The Gains



- ▶ **Eliminating** duplicative efforts.
- ▶ **Ensuring** consistent data usage.
- ▶ **Enabling** geographic and national benchmarking.
- ▶ **Freeing up** time for analysis and implementation.

The Kaiser Permanente Community [Health Data Platform](#) is accessible on [Kaiser Permanente's Community Health Needs Assessments](#) webpage.

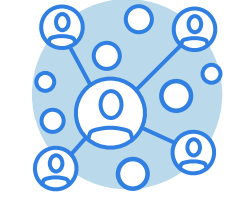
How this tool supports Kaiser Permanente's CHNA teams



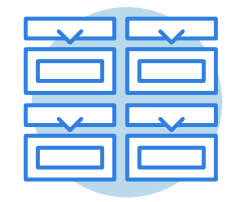
Organizes and visually depicts data from publicly available sources, providing a common starting point to identify community health needs.



Offers a wide variety of community and social health data, accessible at various geographic levels.



Provides key measures of disparities and allows for identifying geographic and demographic disparities (e.g., race and ethnicity, age) for many health measures.



Includes 85 health indicators, organized into topics reflecting social, economic and environmental drivers of health.



Provides ZIP code-level data when available.



Informs and guides local data collection and health needs prioritization, and facilitates collaboration with community partners and public health departments.

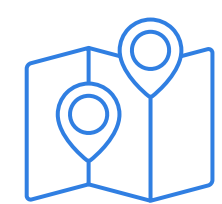


Offers downloadable Excel files and generates maps and geographic comparisons.

Building and maintaining the platform

- ▶ **Key structural decisions** included creating a data framework that supports prioritizing community needs, allows for drilling down to county and/or ZIP code level, provides benchmarks at the state and national levels, and is based on data available for the entire country.
- ▶ **County Health Rankings [population health methodology](#)** selected as an organizing framework because it's evidence based and widely used.
- ▶ **Data was sourced** to provide a common, core data set that can inform all health needs prioritization.
- ▶ **Measures are updated** after each CHNA cycle. For example, wildfire risk and nutrition security have been added to the 2025 cycle.

Developing solutions to challenges



Using maps that overlay data on needs with demographic data, Kaiser Permanente overcame the challenge of understanding health disparities when certain measures are not available by different demographic variables.



Kaiser Permanente offers training webinars, weekly office hours and a dedicated email address for the internal team that interacts with the platform.

Platform in action

Kaiser Permanente Riverside (Calif.) Medical Center began its [community health needs assessment](#) by analyzing community needs using the data platform in addition to supplemental quantitative data and interviews with community partners. The platform helped identify housing as a high need because five of the housing data indicators were more than 20% worse than the national average (e.g., the median rental cost was 49% higher than the national average).

